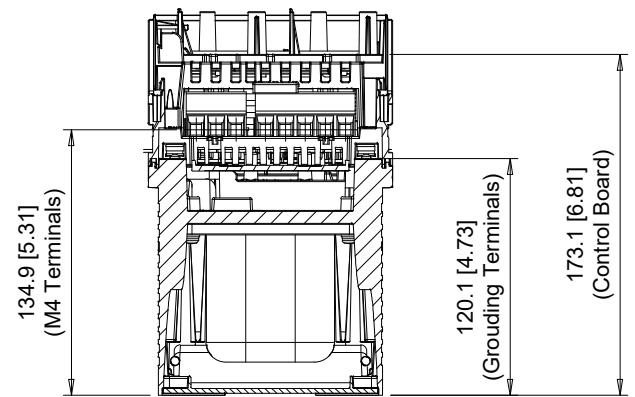
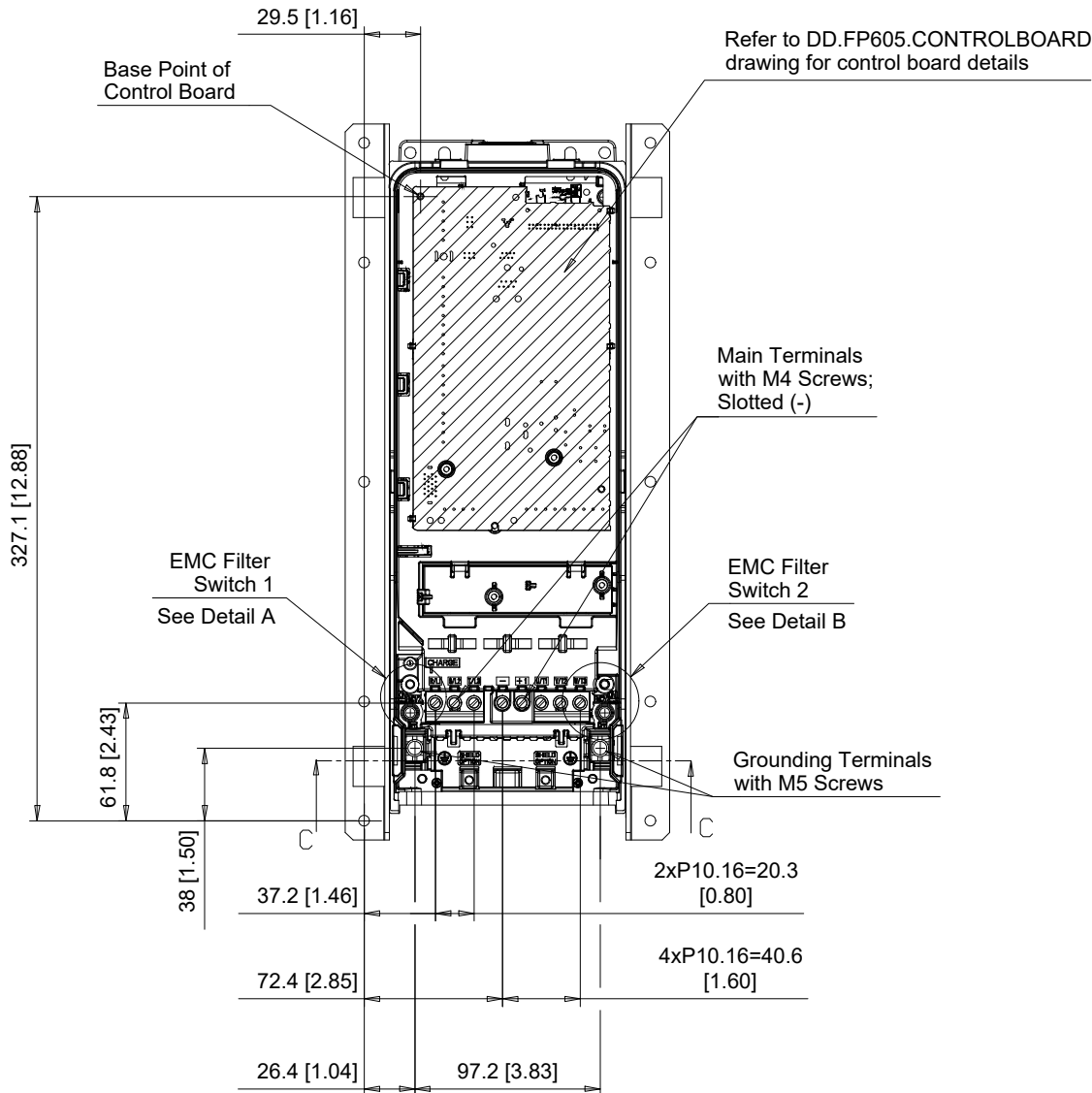


The dimensions shown are for an IP20/Type 1 Drive that has been converted to a IP20/Backside Type 12 Drive by adding the parts from Type 12 heatsink external mounting kit number part number ZPSD-600-EH12-FR1

C/C: FP65□	INPUT VOLTAGE 3-PHASE (VAC)	WEIGHT Kg (lb)		COOLING FANS
		STANDARD	WITH EMC FILTER	
2011□□□	200 TO 240	6.4 (14.1)	6.9 (15.2)	1
2017□□□		6.4 (14.1)	6.9 (15.2)	1
4005□□□	380 TO 480	6.9 (15.2)	7.4 (16.3)	0
4008□□□		7.4 (16.3)	7.9 (17.4)	0
4011□□□		6.9 (15.2)	7.4 (16.3)	1
4014□□□		6.9 (15.2)	7.4 (16.3)	1

□ denotes A-Z



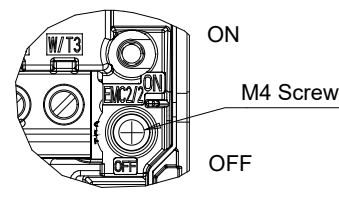
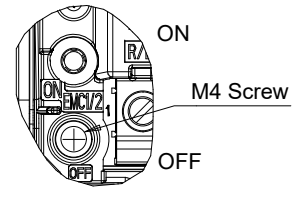
Section C-C

EMC FILTER SWITCHES

Note: EMC filter switches enabled only on models with built-in EMC filter

EMC SW1

EMC SW2



Detail A
Scale 1:2

Detail B
Scale 1:2

C/C: FP65□	TERMINAL SYMBOL	WIRE RANGE AWG (mm ²)	TERMINAL SCREW	CLAMPING TORQUE N.m. (lb.in.)
2011□□□	R/L1, S/L2, T/L3	14 - 6 (2.5 - 16)	M4	1.7 (15)
2017□□□	U/T1, V/T2, W/T3	14 - 6 (2.5 - 16)	M4	1.7 (15)
4005□□□	-, +1	14 - 6 (2.5 - 16)	M4	1.7 (15)
4008□□□	⊕	14 - 8 (2.5 - 10)	M5	2.0 - 2.5 (18 - 22)
4011□□□				
4014□□□				

□ Denotes A-Z

Note: Refer to applicable codes and standards for proper wire type and size.

YASKAWA

UNITS MM [IN]
SCALE 1:4

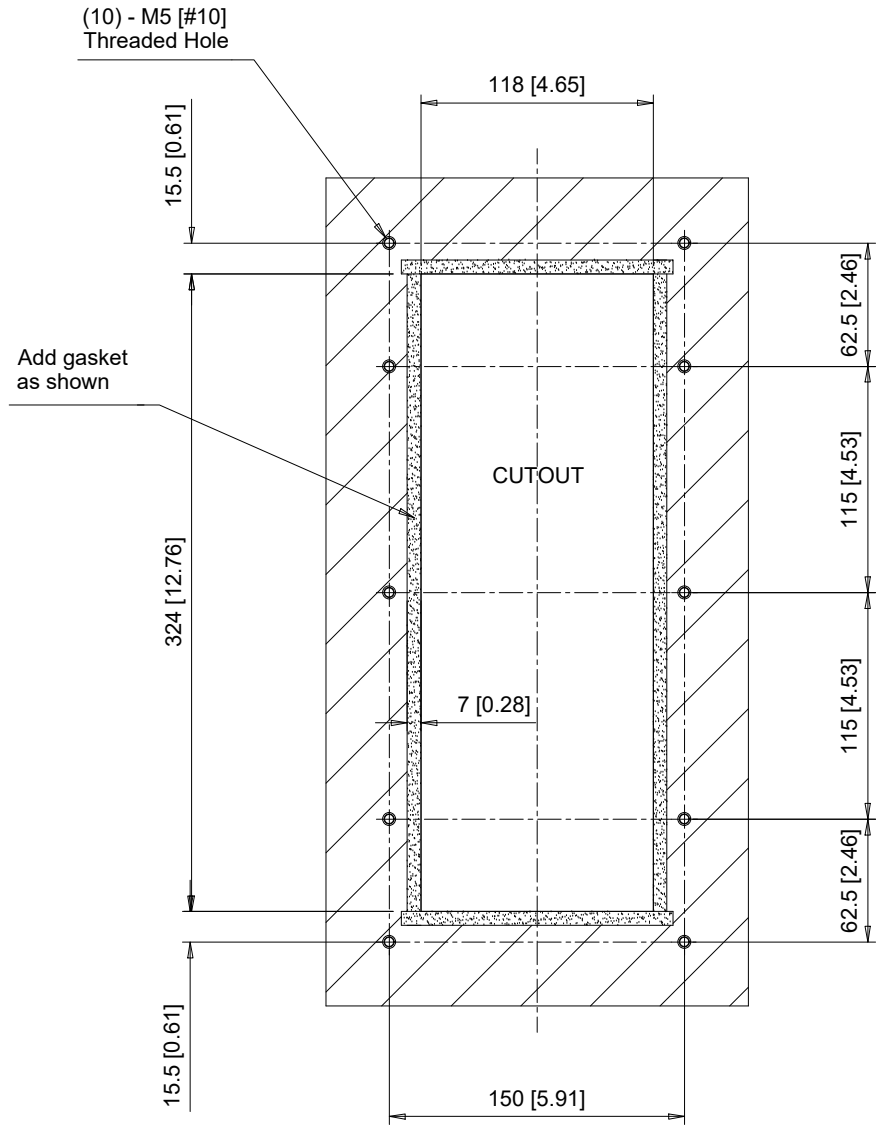
DRWN. J. MATTAS 7-19-22
CHKD. J. PIOTROWSKI 8-3-22
TECH. L. UDDIN 8-18-22
APRV. J. CAIRO 8-17-22

TITLE
FP605 DIMENSION DRAWING
FRAME SIZE 1
IP20/BACKSIDE TYPE 12 ENCLOSURE

SIZE A
PAGE 2 OF 3
DWG.NO.
DD.FP605.FR1.FLNG

REV
0

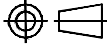
Panel Cutout



Notes:

Exposed heatsink minimum clearance D = 110 [4.33].
 Refer to external heatsink instructions document for additional details.

YASKAWA


 UNITS MM [IN]
 SCALE 1:4

DRWN.	J. MATTAS	7-19-22
CHKD.	J. PIOTROWSKI	8-3-22
TECH.	L. UDDIN	8-18-22
APRV.	J. CAIRO	8-17-22

TITLE
 FP605 DIMENSION DRAWING
 FRAME SIZE 1
 IP20/BACKSIDE TYPE 12 ENCLOSURE

SIZE A PAGE 3 OF 3
 DWG.NO.
DD.FP605.FR1.FLNG

REV
0